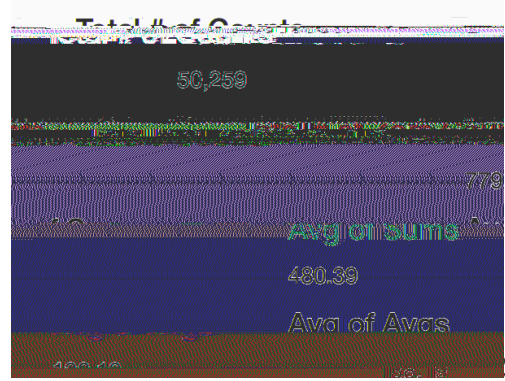

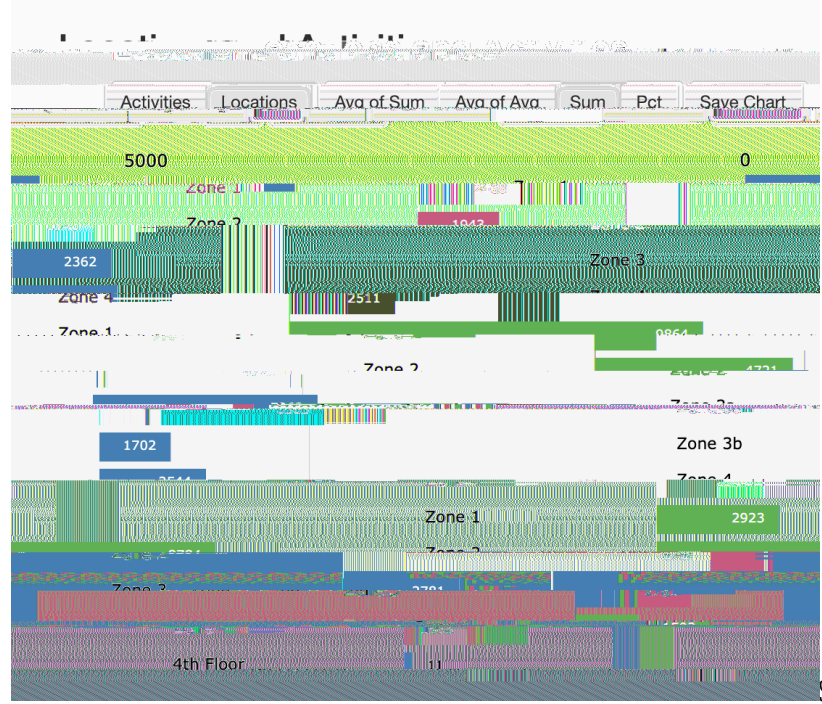


! " # \$ % & ' ( ) \* + , - . \$

\$



\$



\$

\$

\$

\$

\$

\$

\$

\$

\$

\$

Totals by Location		
Location	Total	Percentage
1st Floor	9,284	18.78%
North	4,411	8.91%
Zone 1a	1,570	3.14%
Zone 1b	1,570	3.14%
Zone 2a	1,570	3.14%
Zone 2b	1,570	3.14%
Zone 3a	1,702	3.40%
Zone 3b	1,702	3.40%
Zone 4	1,702	3.40%
4th Floor	1,702	3.40%



\$

Totals by Month		
August 2019	4,442	8.98%
September 2019	4,468	8.94%
October 2019	4,659	9.29%
November 2019	4,659	9.29%
December 2019	10,663	21.55%

Totals by Day		
Tuesday	8,268	16.54%
Wednesday	8,268	16.54%
Thursday	8,268	16.54%
Friday	8,268	16.54%
Saturday	8,268	16.54%
Sunday	8,268	16.54%

\$  
\$  
\$  
\$  
\$  
\$  
\$  
\$





§  
§  
§